

LEDPNL2X4-PRM-CP

Premium Performance 2x4
Ultra-Thin Edge-Lit LED Panel



Project:	
Type:	
Catalog #:	

STANDARD



The premium-performance, ultra-thin, edge-lit LED panel (LEDPNL2X4-PRM-CP) series offers industry-leading lumens per watt (LPW). This family of luminaires is designed to deliver general ambient lighting in a variety of indoor settings, including schools, offices, hospitals and stores, and is the perfect choice for both new construction and retrofits. This high-efficacy luminaire provides long-life and uniform illumination, as well as standard 0-10 vdc dimming capability.

FEATURES

- Available in 3000k (warm white), 3500k (warm/neutral white) 4000k (neutral white) & 5000k (cool white) color temperatures.*
- Long-life LEDs provide 199,000 hours of operation with at least 70% of initial lumen output (L₇₀).**
- Provides 4,508 luminaire lumens (129 lumens per watt, LPW) at 3000k, 4,590 luminaire lumens (131 LPW) at 3500k; 4,672 luminaire lumens (133 LPW) at 4000k, and 4,836 luminaire lumens (138 LPW) at 5000k.*
- Uniform illumination with no visible LED pixilation.
- Universal 120-277 AC voltage (50-60Hz) is standard.
- 0-10vdc dimming capability is standard.
- Power factor > 0.90.
- Total harmonic distortion < 20%.
- Color rendering index > 80.
- Aluminum housing.
- PMMA (polymethyl methacrylate) light guide panels for optimal light distribution, efficiency and longevity.
- Easy installation in new construction or retrofit.
- Standard mounting options include recessed mounting in grid ceilings. For mounting in plaster or other hard ceiling, see Mounting Kits.

* Contact factory for other color temperatures and lumen packages.
** L₇₀ hours are IES TM-21-11 calculated hours.



WARRANTY & LISTINGS

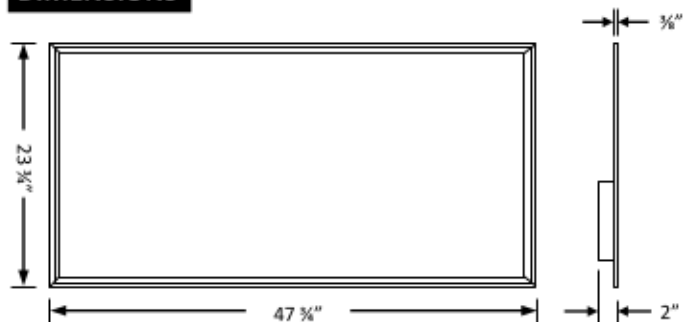
- cULus for damp locations and insulated ceilings (IC-rated). Suitable for ambient temperatures from -20°C to 50°C (-4°F to 122°F).
- DLC premium approved.
- Flicker-free per IEEE1789-2015 (no observable adverse effects of flicker at 100% light output level).
- Complies with RoHS (Restriction on Hazardous Substances) requirements.
- Complies with FCC Part 15, class B.
- Complies with EN61000-4-5, surge immunity protection (1kV).
- 5-year warranty of all electronics and housing.

MOUNTING KITS

 See below for details

- Optional Surface Mount Kits (LEDSMKT-24) and Flange Mounting Kits (FLANGEKIT24-ET) provide for installation on plaster or other hard ceilings.

DIMENSIONS



Weight: 15.5 lbs.

ORDERING INFORMATION

Example: LEDPNL2X4-35W-3KMV-PRM-CP + LEDSMKT-24 + LEDPNL-EMBRKT

Model	Luminaire Watts	Luminaire Lumens	Lumens/Watt	Color Temperature	Options (Order Separately)
LEDPNL2X4-35W	35	4,508	129	3KMV-PRM-CP = 3000k	LEDSMKT-24 = Surface Mounting Kit (2x4) FLANGEKIT24-ET = Flange Mounting Kit (2x4) LEDPNL-EMBRKT = Bracket for emergency battery backup unit
		4,590	131	35KMV-PRM-CP = 3500K	
		4,672	133	4KMV-PRM-CP = 4000k	
		4,836	138	5KMV-PRM-CP = 5000k	

LEDPNL2X4-PRM-CP

Premium Performance 2x4
Ultra-Thin Edge-Lit LED Panel



ELECTRICAL DATA

Model	Color Temp.	CRI ¹	Luminaire Lumens	Luminaire Watts	Lumens Per Watt	Input Voltage ²	Input Current (A)			Power Factor	THD ³	L ₇₀ Hours ⁴
							120V	240V	277V			
LEDPNL2X4-35W-3KMV-PRM-CP	3000k	> 80	4,508	35	129	120-277	0.29	0.15	0.13	> 90%	< 20%	199,000
LEDPNL2X4-35W-35KMV-PRM-CP	3500k	> 80	4,590	35	131	120-277	0.29	0.15	0.13	> 90%	< 20%	199,000
LEDPNL2X4-35W-4KMV-PRM-CP	4000k	> 80	4,672	35	133	120-277	0.29	0.15	0.13	> 90%	< 20%	199,000
LEDPNL2X4-35W-5KMV-PRM-CP	5000k	> 80	4,836	35	138	120-277	0.29	0.15	0.13	> 90%	< 20%	199,000

¹ Color rendering index.

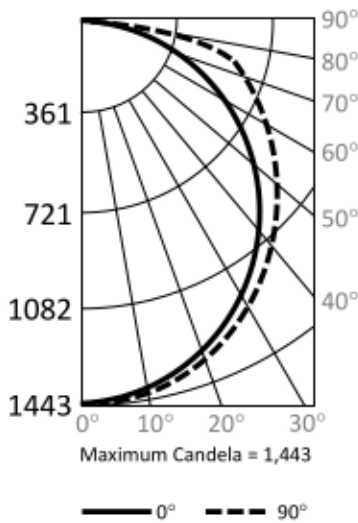
² All 50-60Hz.

³ Total harmonic distortion.

⁴ L₇₀ refers to the number of hours at which lumen output declines to 70% of the initial level. L₇₀ hours are IES TM-21-11 calculated hours.

PHOTOMETRIC DATA

LEDPNL2X4-35W-3KMV-PRM-CP (4,508 Lumens)



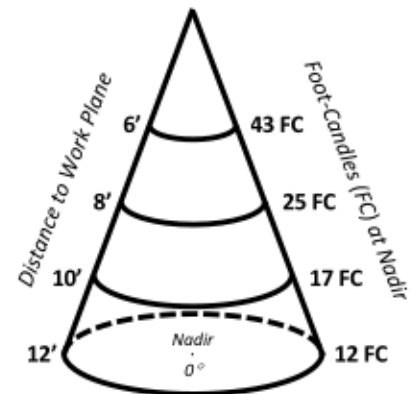
Candlepower Summary

	0°	90°
0°	1,442	1,442
10°	1,413	1,417
20°	1,334	1,345
30°	1,206	1,229
40°	1,040	1,084
50°	840	932
60°	612	782
70°	369	623
80°	135	352
90°	1	1

Zonal Lumen Summary

Zone	Lumens	% Fixture
0° - 10°	137	3.0%
0° - 20°	529	11.7%
0° - 30°	1,124	24.9%
0° - 40°	1,846	41.0%
0° - 50°	2,607	57.8%
0° - 60°	3,326	73.8%
0° - 70°	3,933	87.2%
0° - 80°	4,369	96.9%
0° - 90°	4,500	99.8%
90° - 180°	8	0.2%
0° - 180°	4,508	100.0%

Cone of Light



LEDPNL2X4-PRM-CP

Premium Performance 2x4
Ultra-Thin Edge-Lit LED Panel



OPTIONS

- Optional surface mounting kits (LEDSMKT-24) mounts below the ceiling.
- Optional flange mounting kits provide for recessed installation on plaster or other hard ceilings. Attach Flange Mount Kit (FLANGEKIT24-ET) to ceiling joists or other stationary structures, and the panel is mounted flush to the ceiling.
- Optional bracket for emergency battery backup unit (LEDPNL-EMBRKT) provides structural support to prevent panels from bending when the battery backups are installed.

